

National Federation Services & Development

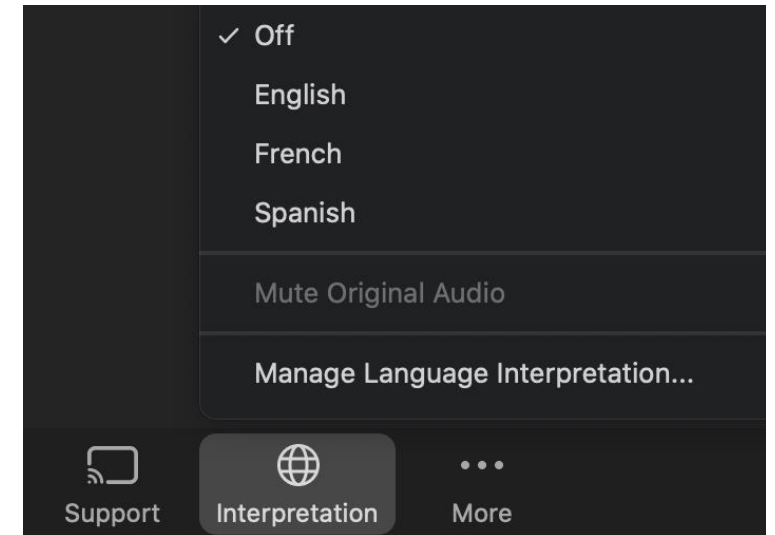

22 October 2021 | 14:00 CET



Zoom Multilingual



- There will be translation channels available within Zoom.
- Translations will be provided in English, Spanish and French.
- Translator will be at 80% volume with original audio at 20% volume in order to hear speaker's tone.



How to ask questions



1. Raise Hand
2. World Triathlon Moderators will follow this, if necessary, hosts will also notify.
3. The host can give you the floor.
4. Click Unmute to Speak.

For any questions that are not answered during the meeting please send them at congress@triathlon.org

Participant identification in Zoom

1. In order for us to be able to identify all participants correctly, ideally your name is entered


COUNTRYCODE_Firstname_LASTNAME

1. We will pre-populate Zoom with your data, but it might happen that you appear differently.
2. Zoom webinar *does not allow attendees view the attendee list*. A roll call of attendees will be read by the Credentials Committee.

Welcome

Marisol Casado

World Triathlon President



AGENDA

01 Welcome & Introductions

02 2020 National Federation Survey Report

03 Q&A

04 Development Update

- a) ASICS World Triathlon Team (Tokyo & Paris)
- b) Athletes' Education
- b) Coaches' Education (Online Education & Para Coaching)
- c) Technical Officials' Education (New TO Certification)
- d) Olympic Solidarity
- e) Mentorship Programme

05 Q&A

National Federation Survey 2020 Report

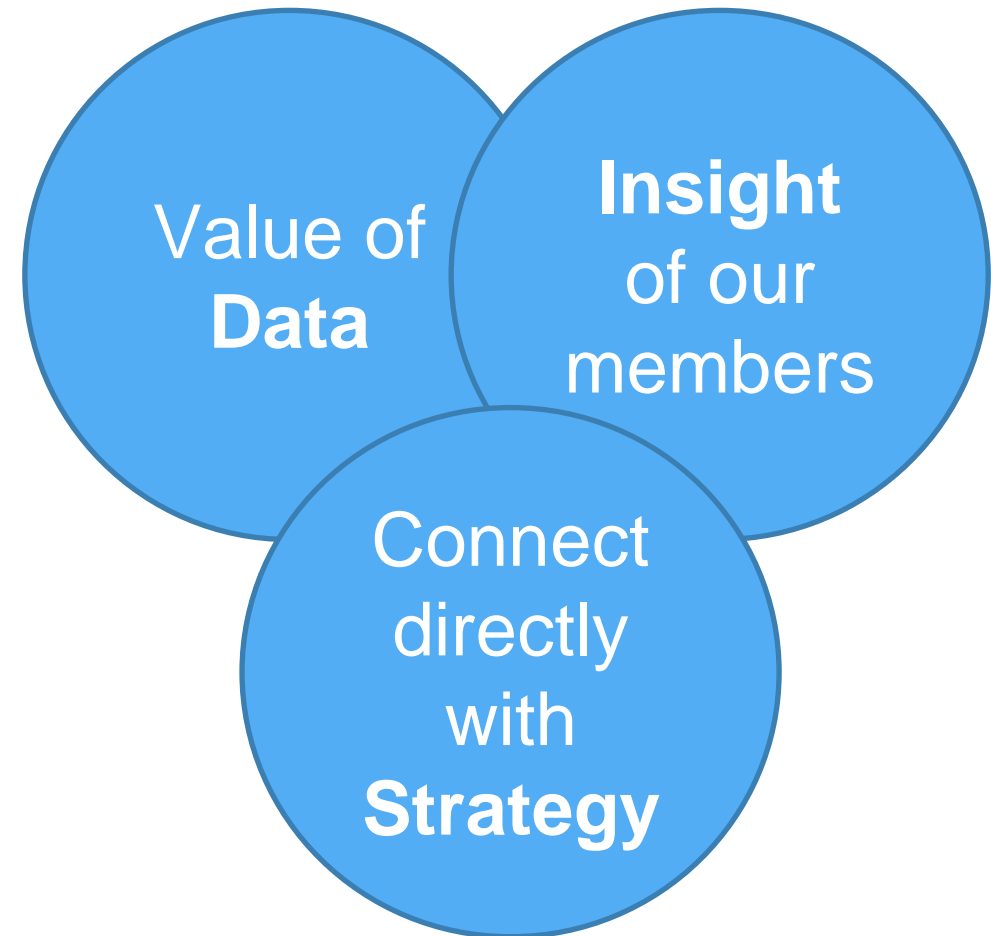
4th Year of the Tokyo Olympic Cycle



About the 2020 National Federation Survey



- **4th edition** (2017: pilot, 2018-2020: almost the same survey)
- **100% online** submission (Alchemer)
- **Updated** scoring system & **KPIs**:
 - Olympic/Paralympic participation updated with **Tokyo Olympics and Paralympics Qualification Quotas**
 - **New KPI: Mixed Team Relay** Olympic Participation
- **Adjusted scoring system - impacts of COVID-19** pandemic
- Collect information about **fatalities** linked to triathlon events
- **Estimated number of all triathletes**
- **Leeds Beckett University Research** on Gender Equity in Triathlon



Two methods of data collection

World Triathlon
National Federation
Survey in 3 languages
(ENG, ESP, FRE)

- Self declaration
- Trust
- Improved on-line tool

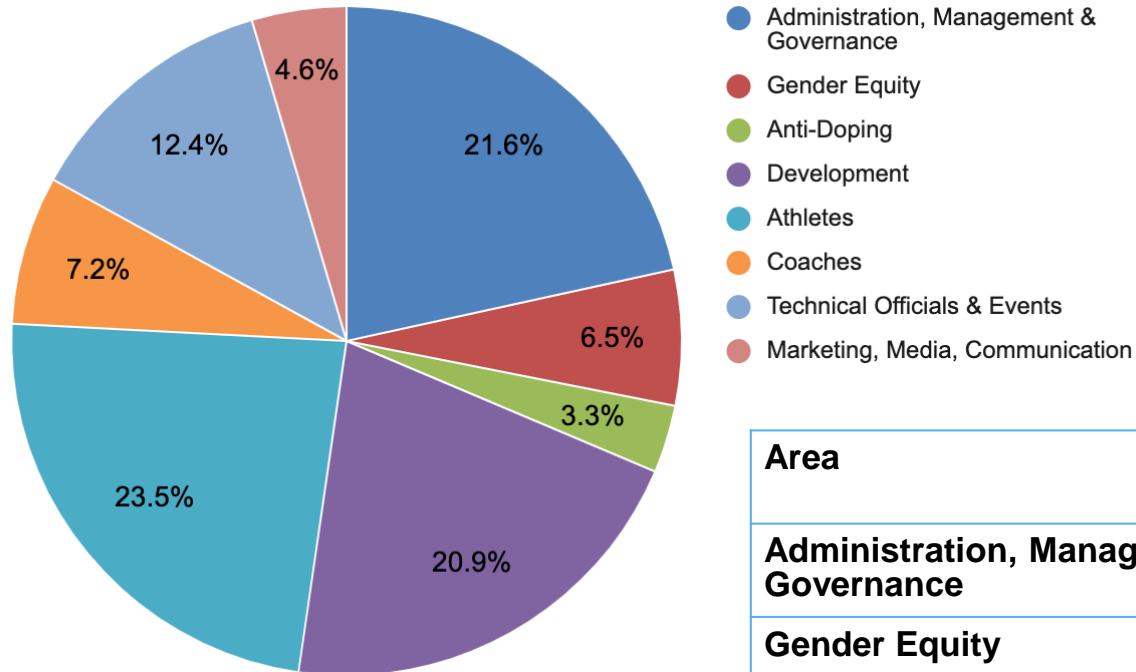
**87 indicators
(56,9 %)**

World Triathlon
Data Collection
(various World Triathlon
databases and the backend)

- Hard facts
- Objectivity

**66 indicators ↑1
(43,1 %)**

Indicators of the National Federation Survey



¹ Youth, Junior and U23 data is included under Development

² Elite and Age Group athlete data is included under Athletes.

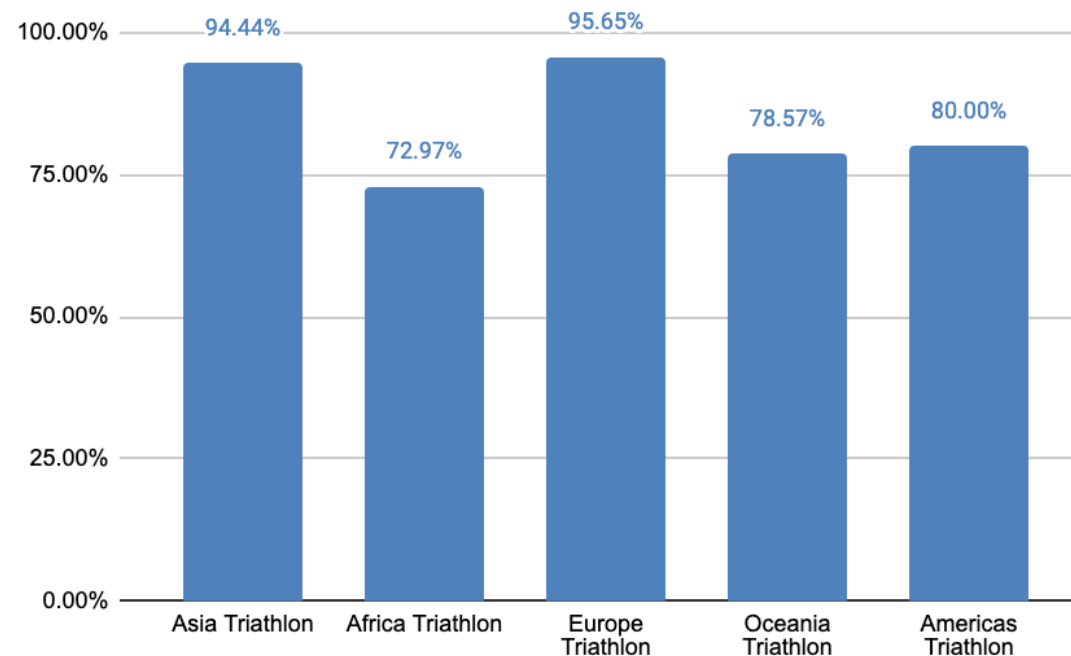
³ New KPI is Olympic Mixed Team Relay.

Area	Number of indicators		Relative weight of indicators	
Administration, Management & Governance	33	↔	21,57 %	↓
Gender Equity	10	↔	6,54 %	↓
Anti-Doping	5	↔	3,27 %	↓
Development¹	32	↔	20,91 %	↓
Athletes²	36	↑ ¹	23,53 %	↑
Coaches	11	↔	7,19 %	↓
Technical Officials & Events	19	↔	12,42 %	↓
Marketing, Media, Communication	7	↔	4,57 %	↓
	153	↑ ¹ ³	100 %	

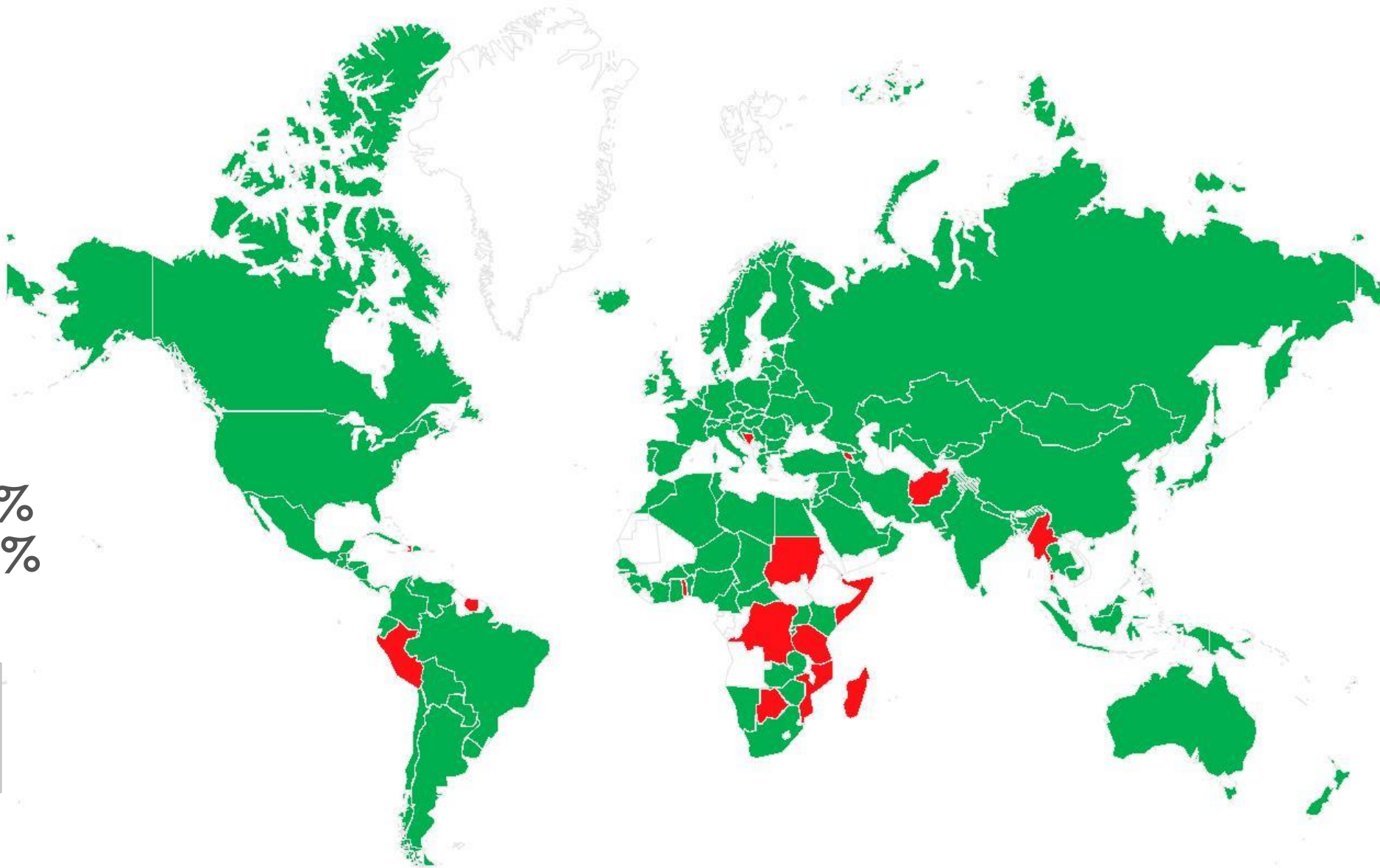
Participation of National Federations



Continental Confederation	Number of NFs		Number of participants		Relative participation	
Asia Triathlon	36	↑1	34	↑2	94,44%	↑ 3,1%
Africa Triathlon	37	↔	27	↓3	72,97%	↓ 7,17%
Europe Triathlon	46	↔	44	↓1	95,65%	↓ 2,18%
Oceania Triathlon	14	↔	11	↓1	78,57%	↓ 7,14%
Americas Triathlon	40	↔	32	↓2	80,00%	↓ 5,00%
TOTAL	173	↑1	148	↓5	85,55%	↓ 3,40%



Participation of National Federations Visualized




148/173 = 85,55 %

148/160* = 92,50%

* Without inactive NFs

- Submitted the NF survey
- Did not submit the NF survey
- Not affiliated to World Triathlon yet

Participation of National Federations (2017-2020)



$$148/173 = 85,55 \%$$
$$148/160^* = 92,50 \%$$

* Without inactive NFs

2020: the Year of COVID-19 Pandemic



**Lack of events,
activities and
development Projects**



Significant decreases
1. in points
2. NF Groups

Two scenarios simulated:

- (1) establish 2020 NF Groups based on 2018-2020 point averages
- (2) adjust score ranges and group thresholds according to the average relative decrease (10,57 %) in scores

2020 World Triathlon National Federation survey summary



NF Group		Description
0		Non-affiliated or outdated affiliation or non-active National Federation.
1		Established National Federation.
2		Established and functioning National Federation with a long-term Strategic Plan , hosting a triathlon or multisport National Championships minimum in every second year.
3	B	Well-established and functioning NF with Grassroots Development, Youth Continental Event participation and hosting triathlon and multisport National Championships on an annual basis.
	A	Well-established and functioning NFs with Development Programs, Youth, Junior and U23 Continental Event participation and hosting various triathlon, multisport and team relay National Championships .
4		Developed NF, Structured Education Program, Continental Class Athletes in all ages and hosting a Paratriathlon National Championships .
5		Developed with High Performance Programmes, World Class Athletes, World Triathlon Accredited Education Systems, High Gender Equity, World Triathlon Sanctioned Event Hosting .

Group 5 minimum criteria:

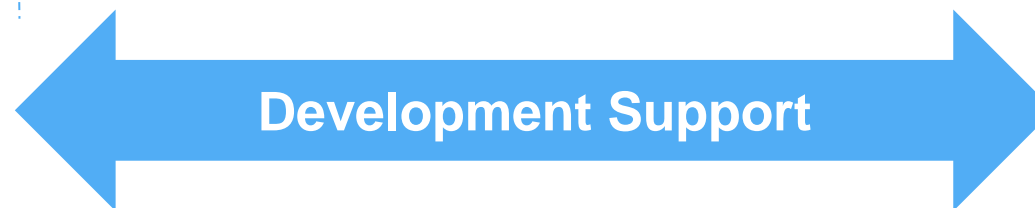
The below five KPIs are strict requirements to achieve Group 5. If any of these KPIs are missed, the NF cannot get Group 5 recognition regardless of their score.

- Minimum **25% of female EB members**
- World Triathlon Accredited Coaches Education Programme (**ACEP**)
- World Triathlon Accredited Technical Officials Education Programme (**ATOEP**)
- Hosting at least one **continental or world class event**
- Having an athlete qualified for the **Paralympic Games**

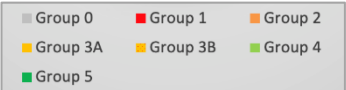
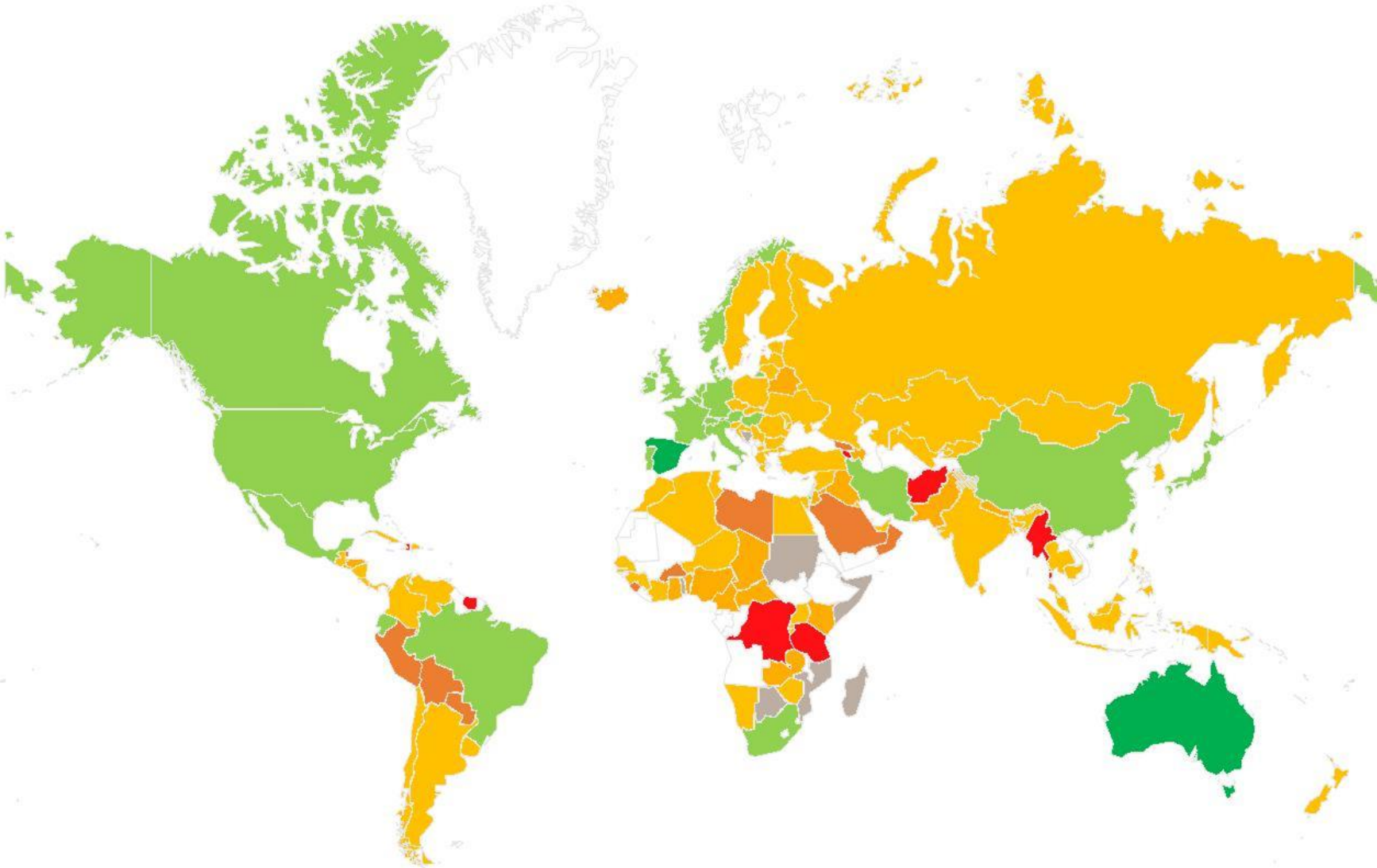
2020 World Triathlon National Federation survey summary



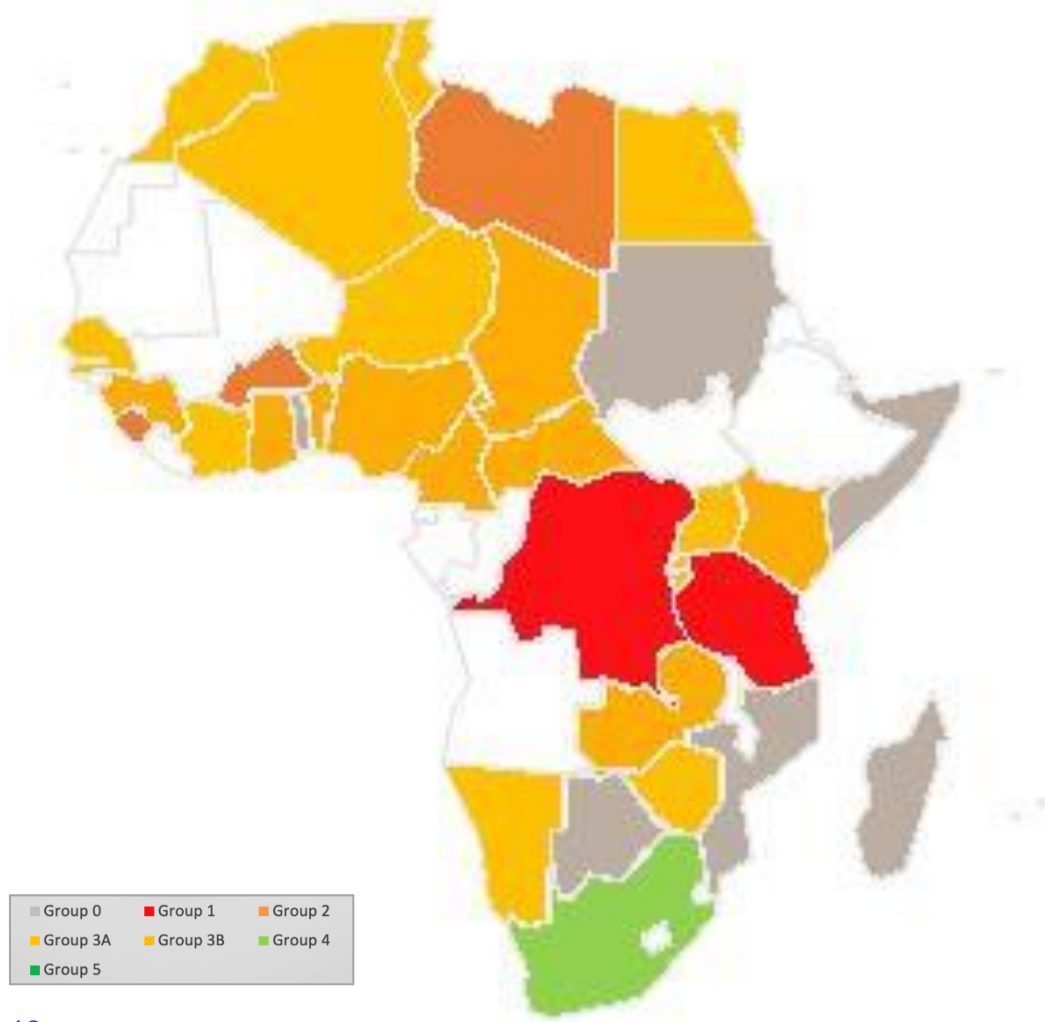
Continental Confederation	Group 0 NFs		Group 1 NFs		Group 2 NFs		Group 3 NFs				Group 4 NFs		Group 5 NFs	
							B		A					
Asia Triathlon	0	0,00 %	2	5,55 %	3	8,33 %	5	13,89 %	22	61,11 %	4	11,11 %	0	0,00 %
Africa Triathlon	7	18,92 %	3	8,11 %	3	8,11 %	8	21,62 %	15	40,54 %	1	2,70 %	0	0,00 %
Europe Triathlon	1	2,17 %	1	2,17 %	3	6,52 %	7	15,22 %	19	41,30 %	14	30,43 %	1	2,17 %
Oceania Triathlon	1	7,14 %	2	14,28 %	4	28,57 %	1	7,14 %	5	35,71 %	0	0,00 %	1	7,14 %
Americas Triathlon	4	10,00 %	3	7,50 %	8	20,00 %	10	25,00 %	10	25,00 %	5	12,50 %	0	0,00 %
TOTAL / AVERAGE %	13	7,51 %	11	6,36 %	21	12,14 %	31	17,92 %	71	41,04 %	24	13,87 %	2	1,16 %
TOTAL / AVERAGE & 2019	13	7,56 %	6	3,49 %	32	18,60 %	40	23,25 %	50	29,07 %	27	15,70 %	4	2,33 %
TOTAL / AVERAGE & 2018			24	14,03 %	43	25,25 %	74		43,27 %	25	14,62 %	5	2,92 %	



2020 World Triathlon National Federation survey **summary** visualized



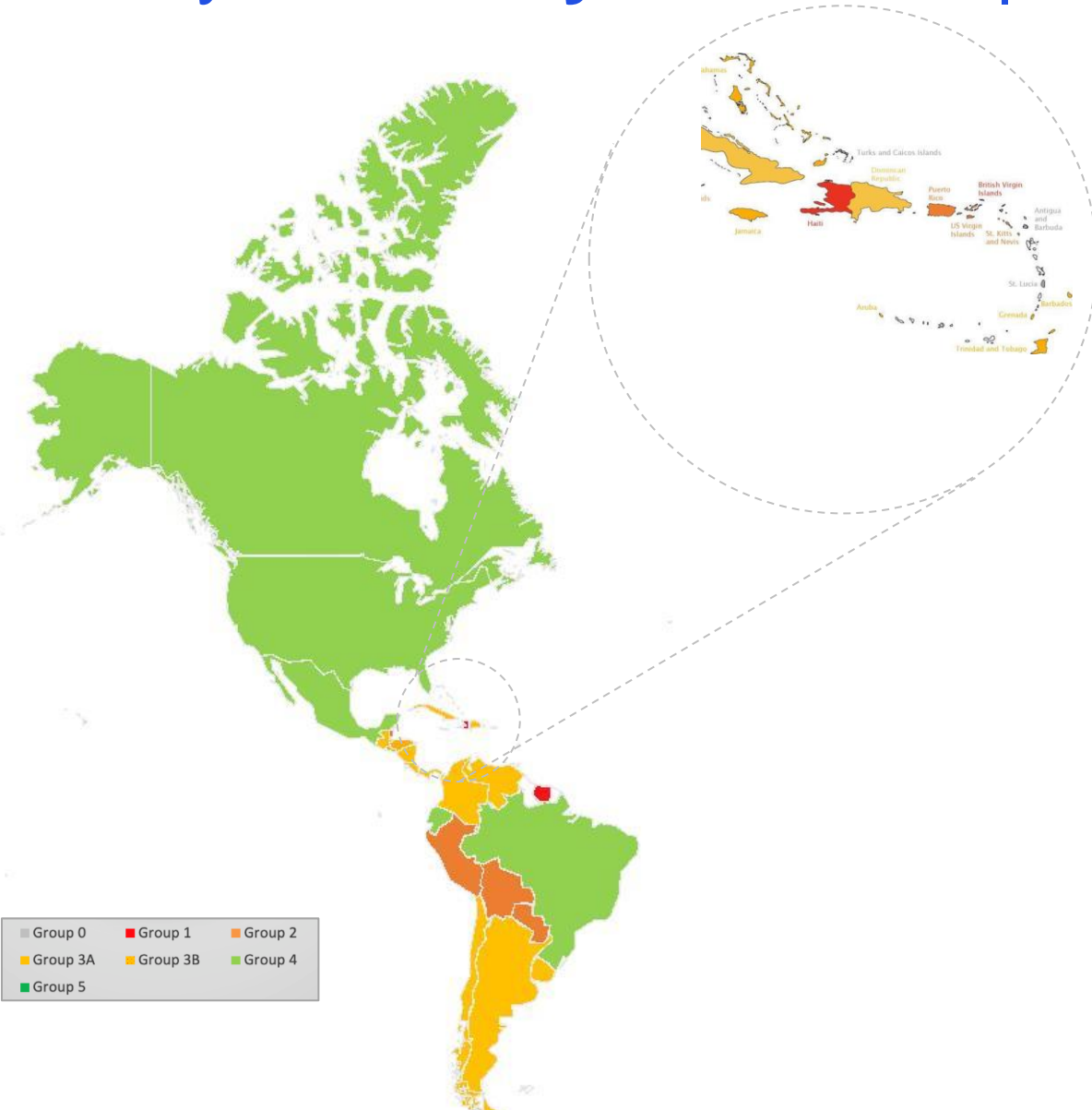
2020 World Triathlon National Federation survey summary visualized | Africa



Country	2019-2020	
	2019 Group	2020 adjusted group
SOUTH AFRICA	Group 4	Group 4 ↔
TUNISIA	Group 3A	Group 3A ↔
EGYPT	Group 3A	Group 3A ↔
ZIMBABWE	Group 3A	Group 3A ↔
MOROCCO	Group 3A	Group 3A ↔
NIGER	Group 3B	Group 3A ↗
RWANDA	Group 3A	Group 3A ↔
UGANDA	Group 3B	Group 3A ↗
GAMBIA	Group 3A	Group 3A ↔
SENEGAL	Group 3A	Group 3A ↔
GUINEA	Group 3B	Group 3A ↗
MAURITIUS	Group 3A	Group 3A ↔
ALGERIA	Group 2	Group 3A ↗
BURUNDI	Group 2	Group 3A ↗
COTE D'IVOIRE	Group 3B	Group 3A ↗
NAMIBIA	Group 3B	Group 3A ↗
NIGERIA	Group 3A	Group 3B ↘
KENYA	Group 3B	Group 3B ↔
ZAMBIA	Group 2	Group 3B ↗
GHANA	Group 3A	Group 3B ↘
CENTRAL AFRICAN REPUBLIC	Group 3B	Group 3B ↔

CAMEROON	Group 3B	Group 3B ↔
CHAD	Group 3B	Group 3B ↔
BENIN	Group 3B	Group 3B ↔
SIERRA LEONE	Group 2	Group 2 ↔
LIBYA	Group 3B	Group 2 ↘
BURKINA FASO	Group 2	Group 2 ↔
CONGO, THE DEMOCRATIC REPUBLIC OF THE	Group 2	Group 1 ↘
SEYCHELLES	Group 2	Group 1 ↘
TANZANIA, UNITED REPUBLIC OF	Group 2	Group 1 ↘
BOTSWANA	Group 0	Group 0 ↔
DJIBOUTI	Group 0	Group 0 ↔
MADAGASCAR	Group 0	Group 0 ↔
MOZAMBIQUE	Group 0	Group 0 ↔
SOMALIA	Group 0	Group 0 ↔
SUDAN	Group 0	Group 0 ↔
TOGO	Group 0	Group 0 ↔


2020 World Triathlon National Federation survey summary visualized | America



Country	2019-2020	
	average score	2020 adjusted group
BRAZIL	Group 4	Group 4 ⁶ ↔
MEXICO	Group 5	Group 4 ↓
UNITED STATES	Group 4	Group 4 ↔
CANADA	Group 4	Group 4 ↔
ECUADOR	Group 4	Group 4 ↔
ARGENTINA	Group 4	Group 3A ↓
DOMINICAN REPUBLIC	Group 3A	Group 3A ↔
GUATEMALA	Group 3A	Group 3A ↔
CUBA	Group 3A	Group 3A ↔
CHILE	Group 3A	Group 3A ↔
VENEZUELA	Group 3A	Group 3A ↔
COLOMBIA	Group 3A	Group 3A ↔
COSTA RICA	Group 3A	Group 3A ↔
URUGUAY	Group 3A	Group 3A ↔
NICARAGUA	Group 3B	Group 3A ↑
TRINIDAD AND TOBAGO	Group 3B	Group 3B ↔
PANAMA	Group 3B	Group 3B ↔
JAMAICA	Group 3B	Group 3B ↔
BARBADOS	Group 3B	Group 3B ↔
BERMUDA	Group 3B	Group 3B ↔
HONDURAS	Group 2	Group 3B ↑
GRENADA	Group 2	Group 3B ↑

BAHAMAS	Group 3B	Group 3B ↔
EL SALVADOR	Group 2	Group 3B ↑
ARUBA	Group 2	Group 3B ↑
BOLIVIA	Group 3A	Group 2 ↓
VIRGIN ISLANDS, U.S.	Group 2	Group 2 ↔
PUERTO RICO	Group 3A	Group 2 ↓
PARAGUAY	Group 2	Group 2 ↔
CAYMAN ISLANDS	Group 2	Group 2 ↔
SAINT KITTS AND NEVIS	Group 2	Group 2 ↔
BELIZE	Group 2	Group 2 ↔
PERU	Group 3A	Group 2 ↓
BRITISH VIRGIN ISLANDS	Group 2	Group 1 ↓
HAITI	Group 1	Group 1 ↔
SURINAME	Group 1	Group 1 ↔
TURKS AND CAICOS ISLANDS	Group 0	Group 0 ↔
ANTIGUA AND BARBUDA	Group 0	Group 0 ↔
NETHERLANDS ANTILLES	Group 0	Group 0 ↔
SAINT LUCIA	Group 0	Group 0 ↔

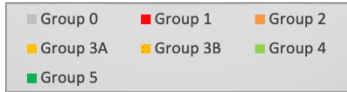
2020 World Triathlon National Federation survey summary visualized | Asia



Country	2019-2020	
	2019 group	2020 adjusted group
JAPAN	Group 4	Group 4 ⁷ ↔
CHINESE TAIPEI	Group 4	Group 4 ↔
CHINA	Group 4	Group 4 ↔
IRAN, ISLAMIC REPUBLIC	Group 3A	Group 4 ⁸ ⬆️
HONG KONG	Group 4	Group 3A ⬇️
KAZAKHSTAN	Group 3A	Group 3A ↔
KOREA, REPUBLIC OF	Group 4	Group 3A ⬇️
PHILIPPINES	Group 3A	Group 3A ↔
SINGAPORE	Group 3A	Group 3A ↔
SYRIAN ARAB REPUBLIC	Group 3A	Group 3A ↔
INDIA	Group 3A	Group 3A ↔
THAILAND	Group 3A	Group 3A ↔
LEBANON	Group 3A	Group 3A ↔
BAHRAIN	Group 3A	Group 3A ↔
UZBEKISTAN	Group 3A	Group 3A ↔
QATAR	Group 3A	Group 3A ↔
KUWAIT	Group 3B	Group 3A ⬆️
INDONESIA	Group 3B	Group 3A ⬆️
BANGLADESH	Group 3B	Group 3A ⬆️
MALAYSIA	Group 3A	Group 3A ↔
UNITED ARAB EMIRATES	Group 3B	Group 3A ⬆️
CAMBODIA	Group 2	Group 3A ⬆️

SRI LANKA	Group 3B	Group 3A ⬆️
PALESTINIAN TERRITORY, OCCUPIED	Group 3B	Group 3A ⬆️
MONGOLIA	Group 3B	Group 3A ⬆️
KYRGYZSTAN	Group 3B	Group 3A ⬆️
MACAU	Group 3B	Group 3B ↔
NEPAL	Group 3B	Group 3B ↔
PAKISTAN	Group 1	Group 3B ⬆️
IRAQ	Group 3B	Group 3B ↔
JORDAN	Group 3A	Group 3B ⬇️
MALDIVES	Group 2	Group 2 ↔
SAUDI ARABIA	n/a	Group 2 ⬆️
OMAN	Group 2	Group 2 ↔
AFGHANISTAN	Group 1	Group 1 ↔
MYANMAR	Group 1	Group 1 ↔

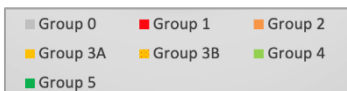
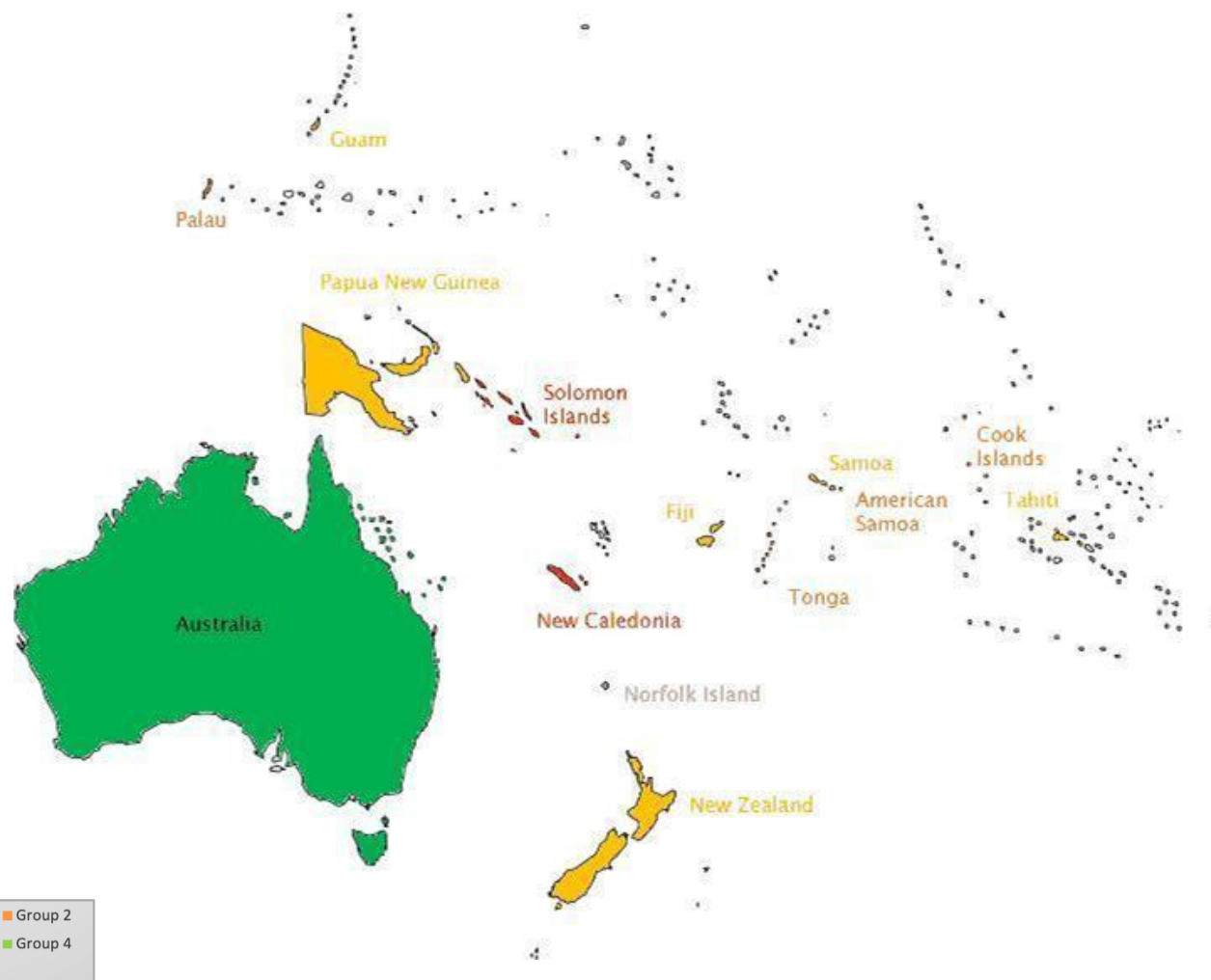
2020 World Triathlon National Federation survey summary visualized | Europe



Country	2019-2020	
	2019 group	2020 adjusted group
SPAIN	Group 4	Group 5 ↑
GREAT BRITAIN	Group 5	Group 4 ↓
ITALY	Group 4	Group 4 ↔
BELGIUM	Group 4	Group 4 ↔
GERMANY	Group 4	Group 4 ↔
FRANCE	Group 5	Group 4 ↓
AUSTRIA	Group 4	Group 4 ↔
IRELAND	Group 4	Group 4 ↔
NETHERLANDS	Group 4	Group 4 ↔
SWITZERLAND	Group 4	Group 4 ↔
HUNGARY	Group 4	Group 4 ↔
NORWAY	Group 4	Group 4 ↔
DENMARK	Group 4	Group 4 ↔
ISRAEL	Group 4	Group 4 ↔
PORTUGAL	Group 4	Group 4 ↔
ROMANIA	Group 3A	Group 3A ↔
CZECH REPUBLIC	Group 4	Group 3A ↓
RUSSIAN FEDERATION	Group 4	Group 3A ↓
FINLAND	Group 3A	Group 3A ↔
UKRAINE	Group 3A	Group 3A ↔
SLOVENIA	Group 3A	Group 3A ↔
POLAND	Group 3A	Group 3A ↔
SERBIA	Group 3A	Group 3A ↔

TURKEY	Group 3A	Group 3A ↔
SLOVAKIA	Group 3A	Group 3A ↔
CROATIA	Group 3A	Group 3A ↔
LITHUANIA	Group 3B	Group 3A ↑
ESTONIA	Group 3A	Group 3A ↔
SWEDEN	Group 3A	Group 3A ↔
LUXEMBOURG	Group 3A	Group 3A ↔
NORTH MACEDONIA	Group 3A	Group 3A ↔
LATVIA	Group 3A	Group 3A ↔
MOLDOVA, REPUBLIC OF	Group 3B	Group 3A ↑
GREECE	Group 3A	Group 3A ↔
CYPRUS	Group 3B	Group 3B ↔
GIBRALTAR	Group 3B	Group 3B ↔
BULGARIA	Group 3B	Group 3B ↔
ICELAND	Group 3B	Group 3B ↔
MALTA	Group 3B	Group 3B ↔
BELARUS	Group 3A	Group 3B ↓
AZERBAIJAN	Group 3B	Group 3B ↔
GEORGIA	Group 2	Group 2 ↔
LIECHTENSTEIN	Group 2	Group 2 ↔
ANDORRA	Group 2	Group 2 ↔
ARMENIA	Group 2	Group 1 ↓
BOSNIA AND HERZEGOVINA	Group 0	Group 0 ↔

2020 World Triathlon National Federation survey summary visualized | Oceania



Country	2019-2020	
	2019 group	2020 adjusted group
AUSTRALIA	Group 5	Group 5 ↔
NEW ZEALAND	Group 4	Group 3A ↓
PAPUA NEW GUINEA	Group 3B	Group 3A ↑
FIJI	Group 2	Group 3A ↑
TAHITI	Group 3B	Group 3A ↑
GUAM	Group 3B	Group 3A ↑
SAMOA	Group 2	Group 3B ↑
TONGA	Group 2	Group 2 ↔
COOK ISLANDS	Group 2	Group 2 ↔
PALAU	Group 2	Group 2 ↔
AMERICAN SAMOA	Group 2	Group 2 ↔
NEW CALEDONIA	Group 1	Group 1 ↔
SOLOMON ISLANDS	Group 2	Group 1 ↓
NORFOLK ISLAND	Group 0	Group 0 ↔

Work in progress



- **Publication** of the 2020 National Federation Report after the Congress
- Customized **NF Assessment Reports** to be shared with NFs after the Congress
- Schedule **Face-To-Face Meetings**
- **Full analysis** of the Tokyo Olympic Quadrennial (2017-2020)
- **Fine-tuning of the survey** for the Paris 2024 Olympic Cycle (2021-2024)
- National Federation Development Pathway: **minimum criteria (KPI) for each Group (Development stage)**
- Continue developing a formalised **Education on Good Governance & Administration**
- **Definition** of an **Active National Federation** to be introduced and implemented
- Creation of **National Federation Survey Working Group**

Creation of an NF Survey working group

- World Triathlon Executive Board to **approve the members of the Working Group**
- Activate the Working Group with **an aim to overview and fine-tune the current National Federation Survey**
- **Investigate and understand** the reasons behind presumably incomplete and/or **misinterpreted submissions**, and action this in order to receive more realistic figures in the future.
- **NF education** regarding the importance and administration of the survey.
- To **consolidate the survey** for the Paris Olympic Cycle.

Comparison of main KPIs over 2018-2020



Administration, Management and Governance	2018	2019	2020
In Good Standing with World Triathlon	55	77	144 ↑
Does the NF have a Strategic Plan?	103	71	86 ↑
Does the NF have paid staff (employees)?	94	93	97 ↑
Has your NF implemented your own Safeguarding Policy?	n/a	85	95 ↑
Most common body within the NF	Technical	Technical	Technical
2nd most common body within the NF	Coaches	Coaches	Coaches
3rd most common body within the NF	Audit	Athletes	Athletes

Athletes	2018	2019	2020
Number of NFs with athletes in the top 100 of the World Triathlon Ranking	39	45	44 ↓
Number of NFs with athletes in the top 200 of the World Triathlon Ranking	54	62	54 ↓
Number of NFs with athletes in the top 400 of the World Triathlon Ranking	79	77	70 ↓

Development	2018	2019	2020
Number of NFs with no international participation	38	45	57 ↑
Number of NFs participating in Junior Continental Championships	77	69	n/a
Number of NFs participating in U23 Continental Championships	52	52	13 ↓

Comparison of main KPIs over 2018-2020



Athletes	2018	2019	2020
Number of registered athletes	680 607	704 965	451 532 ↓
Africa Triathlon	6 644	6 838	7 822 ↑
Americas Triathlon	234 944	235 483	99 556 ↓
Asia Triathlon	142 848	133 451	117 720 ↓
Europe Triathlon	278 793	312 060	206 824 ↓
Oceania Triathlon	17 378	17 133	19 610 ↑

Athletes	2018	2019	2020
Estimated total number of athletes (incl. non-licensed)	n/a	n/a	3 968 129
Africa Triathlon	n/a	n/a	84 893
Americas Triathlon	n/a	n/a	2 152 397
Asia Triathlon	n/a	n/a	524 472
Europe Triathlon	n/a	n/a	922 282
Oceania Triathlon	n/a	n/a	302 085

	1-5 NF Groups (160 NFs)	1-3 NF Groups (134 NFs)	4-5 NF Groups (26 NFs)
Registered Athletes	451 532	76 552 (16.95%)	374 980 (83.05%)
Total Number of Athletes - estimated	3.986.129	462 972 (11.61%)	3 523 157 (88.39%)

Comparison of main KPIs over 2018-2020




Technical Officials and Events	2018	2019	2020
Number of NFs with no World Triathlon Certified Technical Officials	53	61	63 ↑
Number of NFs hosting National Championships			
in sprint distance triathlon	120	120	74 ↓
in standard distance triathlon	106	95	55 ↓
in duathlon	89	81	54 ↓
in aquathlon	65	76	38 ↓
in para triathlon (as separate event)	n/a	17	12 ↓
in para triathlon (as separate event)	n/a	21	14 ↓
In mixed team relay	50	43	20 ↓


Final conclusion



Due to the **negative effects of the COVID-19** pandemic which can be observed in submission and historical data based scores, and also due to many KPIs where submitted figures require clarification, the World Triathlon National Federation Services and Development Department recommends **keeping the results of the 2019 National Federation Survey for next year.**

https://triathlon.org/development/federations/nf_survey



Region	Europe
Country	Great Britain 
NF Group	5
President	Bill James (Chair of Board Directors)
Secretary General	Andy Salmon
CEO	Andy Salmon
Founded	1982-01-01
Phone	441509226161
Email	<input checked="" type="checkbox"/> Main Federation Email <input checked="" type="checkbox"/> Age-Group Inquiries
Website	https://www.britishtriathlon.org/
Address	PO Box 25 Loughborough, Leicestershire LE11 3WX



**“ Grow Triathlon Globally
Build Legacy Locally ”**

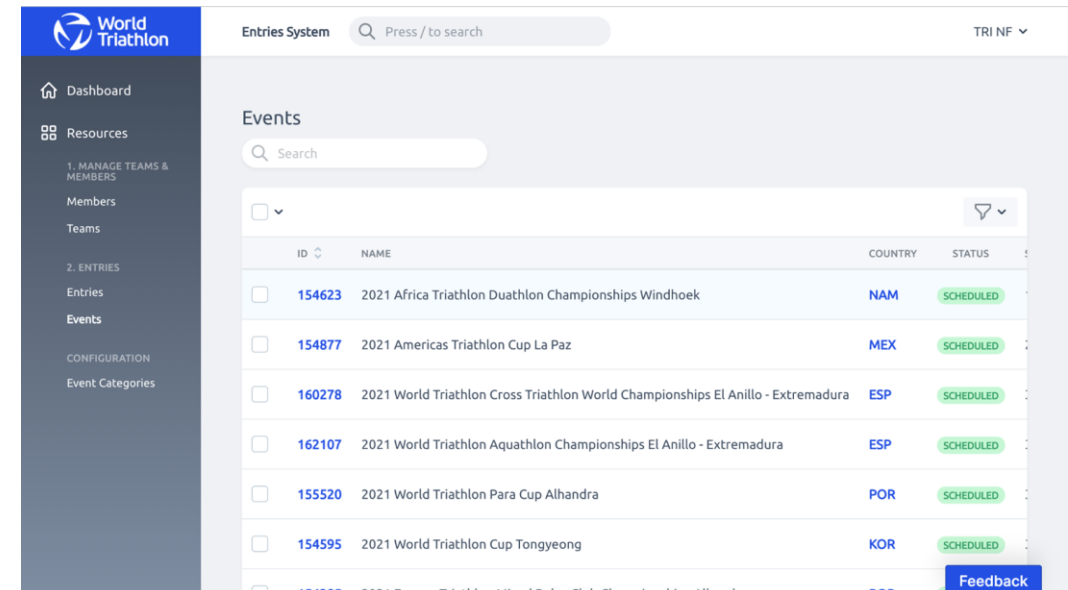


?

Entries system launch | 16 November



- This **new system** is replacing the current entries system on **16 November at 9pm UTC**
- **Modern**, redesigned interface
- Modern, **redesigned** email notifications
- **Faster** and **more relevant** search
- **More features** coming soon on this platform
- **Training Webinars** on **9 November** and **13 November**. Invites to follow.



World Triathlon Development Update



ASICS World Triathlon Team | Tokyo 2020



6 Athletes made the Tokyo Olympics	Kaidi Kivioja (EST) Basmla Elsalamoney (EGY) Mehdi Essadiq (MAR) Romina Biagioli (ARG) Diego Moya (CHI) Mohamad Maso (SYR)
6 Athletes were very close (first to lose the qualification):	Romana Gajdosova (SVK) Badr Siwane (MAR) Ognjen Stojanovic (SRB) Antoanela Manac (ROU) Leslie Amat (CUB) Mohamad Alsabbagh (SYR)
29 Athletes (18 males & 11 females)	
4 Continents	
21 National Federations	
16 World Cup Events	






- **Provide support, resources and expertise** to athletes from Group 2-3B, 3A National Federations with the potential to **qualify for the Paris 2024 Olympic Games**
- Looking after **young talent**, facilitating their athlete careers from junior to elite, aiming for the **LA 2028 Olympic Games and beyond**
- **Born in 1994 or later**
- Projects are held in conjunction with **World Cup events (3-5 events / year) + additional days**
- **Gender consideration in selection: 50 % female (5 men & 5 women)**
- **Female-specific considerations**
- Support for the maximum of **two (2) Olympic Cycles**



- **Weekly Emails & Biweekly Vlog** by Emma Carney (AUS) two time world champion via Education & Knowledge Hub
- Standardized **Continental Team** Projects
- Curriculum-based **Development Camp** Structure implementation and execution starting from 2022
 - E-learning - On-site Education - Online assessment
 - Integrated coach and athlete education
 - Targeted (personalized) learning environment
 - Mentorship programme
- Continuous development of **Athlete Resources**
COVID19:
 - Athlete Return to Play Algorithm & Athlete return to play after COVID-19 infection
 - Prevention of Competition Manipulation
 - Anti-Doping Education from 2022
- **Para triathlete** programme to be implemented



- **NEW!** modular-based structure of **Level 1 and Level 2** Courses on the **World Triathlon Education & Knowledge Hub**
- Between **fully online** and **face-to-face** deliveries various **blended learning** options are available
- All in **English and Spanish**
- **Korea Triathlon - World Triathlon Coaching Education Programme** for ODA nations continued
- **Coach Profiling**
- **Coach Facilitator** verification programme
- **Continuing Professional Development (CPD)** Education
 - Triathlon School
 - Physiology of Triathlon for Youth & Junior
- **Para triathlon Coaching**
 - Partnership with the French Triathlon Federation
 - AGITOS/IPC Funding



Technical Officials & Para Classifiers Education



- Continuous update of the World Triathlon **COVID Guidelines** for Event Organizers
- Webinar Series of COVID Guidelines and on Sustainability
- Implementation of the new **Technical Officials Certification System** starting in November with the World Triathlon Level 3 TOs education
- World Triathlon **Competition Rules Revision**
- **Technical Officials Education Revision** in January 2022
- New edition: **Event Organizers Manual (EOM)**
- In progress **Para Classifiers Education** implementation on the World Triathlon Education & Knowledge Hub



Olympic Solidarity

- **Open for ALL NFs via their NOCs**
- **World Programmes** by IOC Olympic Solidarity
 - Athletes (**Scholarship Paris 2024 – 31 October 2021**, Continental Athlete Support, Youth Development, Refugee Programme)
 - Coaches (Scholarship, Technical Courses)
 - Development of National Sports System (DNSS)
- **Continental Programmes** by Continental Olympic Associations

	Rio	Tokyo
Technical Courses for Coaches	16	18
Technical Courses for Coaches	152.142 USD	181.641 USD
OS Scholarship for Coaches	1	8
OS Scholarship for Athletes	21	18
Development of National Sports System	1	2



World Triathlon Mentoring Program



The Basis Statistics

- 2 Mentor Training Blocks
- 6 Courses
- 112 Mentors Trained
- 181 Mentees Allocated
- **696 Mentor/Mentee Sessions**
- 9 mentors fully accredited

Diversity Targets

Criterion	Mentors	Mentees
Female	33%	66%
Developing Country	33%	66%
Coach	33%	33%
Technical Official	33%	33%
Governance	33%	33%
Working with Para	10%	10%

- 29% Mentors in Governance
- 57% Mentees Female

Challenges – 181 Relationships

- 26% Current only
- 34% Stalled
- 29% Drop-out
- 11% Not yet started

Challenges – Reasons for Drop-out

- Recruitment / selection
- Why am I here?
- Communications / technology
- Personal reasons

What Next?

- Support existing relationships
- Re-launch November 2021
- Social media campaign
- NF campaign
- New documentation





?

Thank you

All National Federations & Continental Confederations

All our Facilitators, Coaches, Technical Officials & Mentors

Special thank you to British Triathlon & UK Sport, French Triathlon Federation and FRATRI, Korean Triathlon Federation, Triathlon Ireland, Mexican Triathlon Federation for their partnership in various development projects.

To our colleagues at NF Services & Development Department:

Adrienne Proseilo, Alfredo Sanchez, Istvan Jankov, Jeanne Courbe, Paola Turconi, Rolf Ebeling.

To all project-based development contractors

Dave Foord, Emma Brunning, Emma Carney, Francesco Fissore, Vicent Beltran, the World Triathlon Executive Board and the entire Staff.



Thank you

